



Dragster Dash Panels

All S&W Race Cars dash panels are custom waterjet fabricated from 1/8" 6061 aluminum.
Requires 18" between the upper frame rails



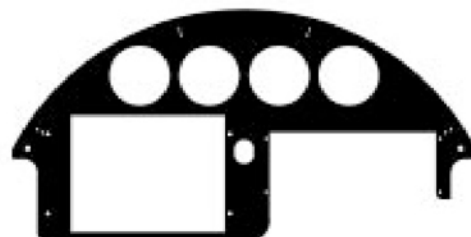
Part # 05-045-00

Blank - Mount holes
Cover holes & Steering hole



Part # 05-045-11

Mount holes, Cover holes & Steering hole
Mega 300 / 400 / 450
Painless 6 switch panel
(2) 2-5/8" gauge holes (1) 3-3/8" Tach hole



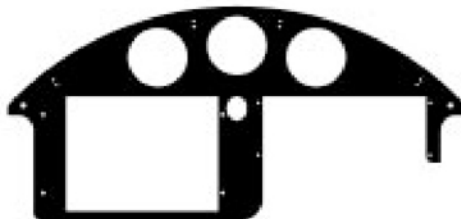
Part # 05-045-12

Mount holes, Cover holes & Steering hole
Mega 300 / 400 / 450
Painless 6 switch panel
(4) 2-5/8" gauge holes



Part # 05-045-13

Mount holes, Cover holes & Steering hole
Mega 300 / 400 / 450
Painless 6 switch panel
(4) 2-1/16" gauge holes (1) 2-5/8" Tach hole



Part # 05-045-14

Mount holes, Cover holes & Steering hole
Mega 300 / 400 / 450
Painless 6 switch panel
(3) 2-5/8" gauge holes
"Low Profile Top"



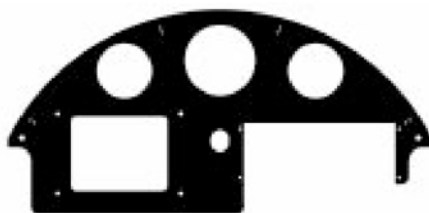
Part # 05-045-21

Mount holes, Cover holes & Steering hole
Mega 200 • Painless 6 switch panel
(4) 2-5/8" gauge holes



Part # 05-045-31

Mount holes, Cover holes & Steering hole
Mega 75 • Painless 6 switch panel
(2) 2-5/8 gauge" holes (1) 3-3/8" Tach hole



Part # 05-045-41

Mount holes, Cover holes & Steering hole
Pro Cube • Painless 6 switch panel
(2) 2-5/8 gauge" holes (1) 3-3/8" Tach hole



Part # 05-045-42

Mount holes, Cover holes & Steering hole
Pro Cube • Painless 6 switch panel
(4) 2-5/8 gauge holes

Part # 05-077 - Dash Cover

Part # 05-113 - Cover Mounting Kit

Part # 65-315 - Dash Mount Tab

S&W Race Cars

11 Mennonite Church Rd
Spring City, Pa 19475

1-800-523-3353

www.swracecars.com